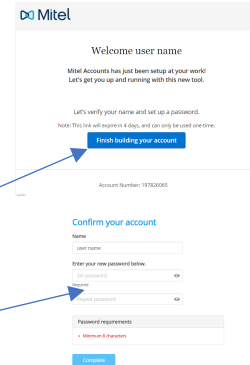


MiTeam Meetings End User Setup

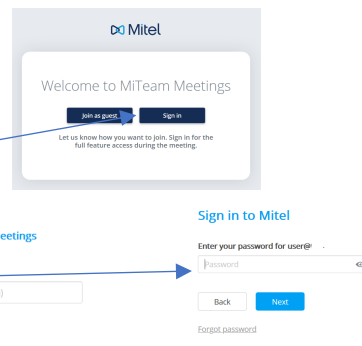
Set a Password

- Once you have been setup for Mitel Meetings you will receive an email from no-reply@mitel.io
- Open the welcome email click on the button "Finish building your account"
- A new webpage will open
- In this webpage Enter an 8 Character password into both boxes and click "Confirm"



Login into MiTeam Meetings

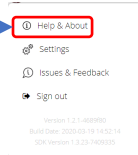
- In a Browser enter the address **meet.mitel.io**
- Click on "Sign in"
- Log in with your email and password



MiTeam Meetings homepage

For a complete guide on using MiTeam Meetings Click "Help & About"

Click here to open a setting panel



A list of meetings created or joined

Use this option to create and join an ad hoc meeting.

Use this option to create a scheduled meeting.

